



# Save Time and Speed Up Your Ordering Process



Set Up Your Preferred Dealer/Vendor

Streamlined Ordering and Easy Access to Price Matching and Collision Parts Rebates.

## OEC Trax/CollisionLink®

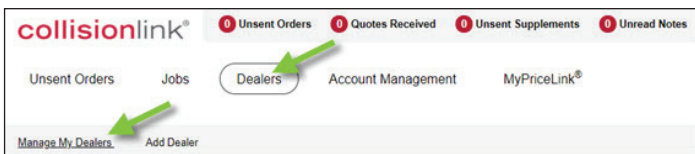
Access step by step instructions through the Help Center and use the appropriate article for your platform.

■ CollisionLink shops enter **KB#2758** to access: "Setting Your Preferred Dealers in CollisionLink Shop."

### ■ To set your Preferred Dealer:

From the CollisionLink Shop menu, click **Dealers**. This defaults to the Manage **MyDealers** tab. Find the Dealer in your Dealer List.

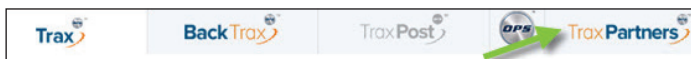
**Note:** To narrow down your list, use the **OEM** drop-down.



■ TRAX Partners enter **KB#7299** to access: "Updating Preferred Suppliers in Trax for Shops."

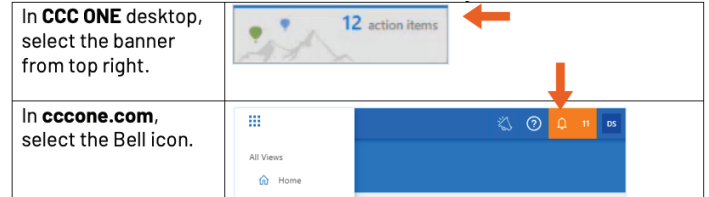
■ Click the **TraxPartners** tab from the top menu.

**Note:** Your top menu varies based on what Trax applications you subscribe to.

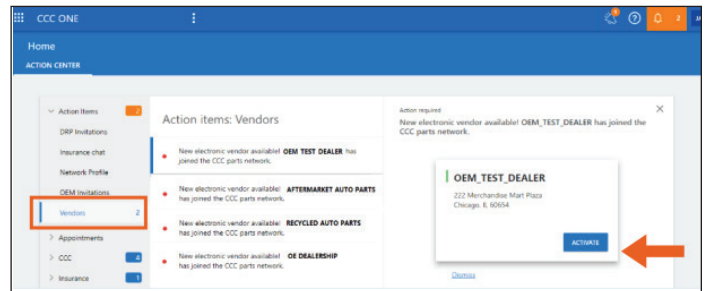


## CCC ONE®

CCC ONE users log into CCCONE.com and access the Action Center and choose your **Preferred Dealer** (Vendor) today. You can access it in two ways:



■ Highlight **Vendors** to choose the vendor from the list and then select Activate.



For any questions contact your OEC or CCC representative.

CollisionLink is a trademark of OE Connection LLC. CCC ONE is a trademark of CCC Intelligent Solutions Inc.